

1.1 Demography

Background demography

Walsall's overall population is predicted to increase over the next 10 years by 5.1% from 270,900 in 2012 to 284,700 in 2022. In addition to this, Walsall's older population (those aged 65 and above) is also predicted to increase by 13.8%, with the number of people 85 years and older increasing from 47,200 in 2012 to 53,700 in 2022 (see figure 1 below). Planning to meet the needs of a growing number of older people must be incorporated within key strategic priorities in Walsall.

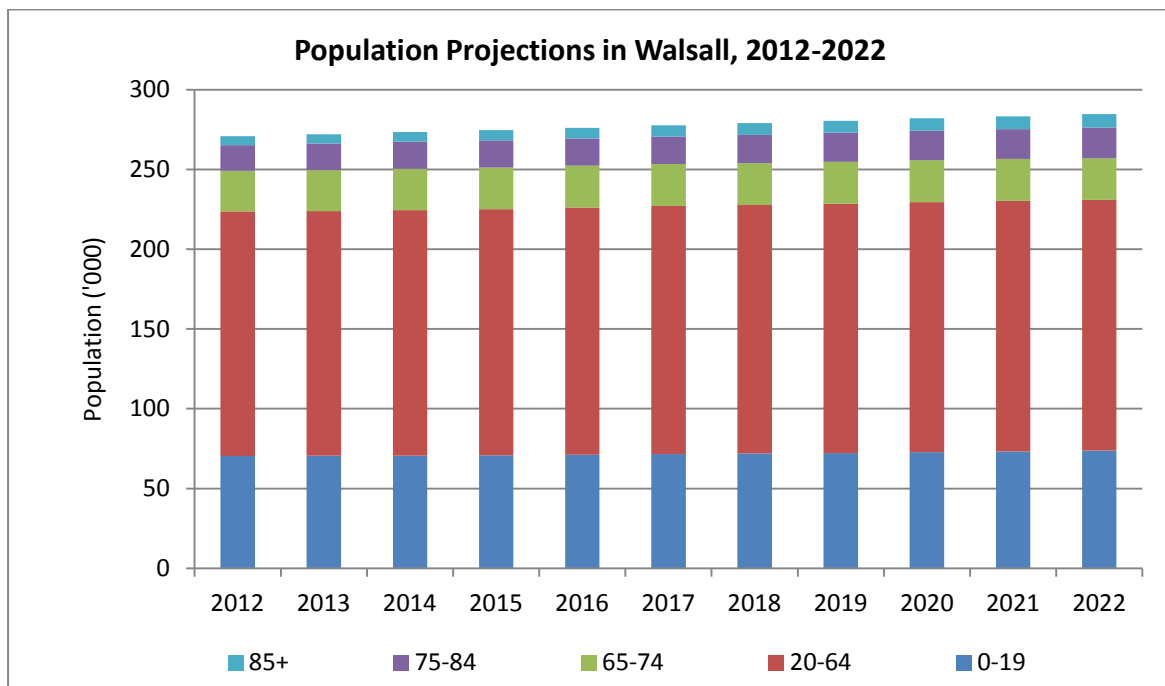


Figure 1 Walsall population projections, by age 2012-2022 (Source: ONS)

Walsall also has a culturally-mixed population. People of Indian, Pakistani and Bangladeshi background form the largest minority ethnic groups in Walsall. The number of Non-UK Born residents in Walsall has increased by 3.7% (or 9,859 people) between the 2001 and 2011 censuses (see figure 2). Walsall now has a small Eastern European population who make up about 1% of the area residents (2,681 people in total). Access and the appropriate provision of services depend upon a well-informed understanding of the specific needs of these different communities.

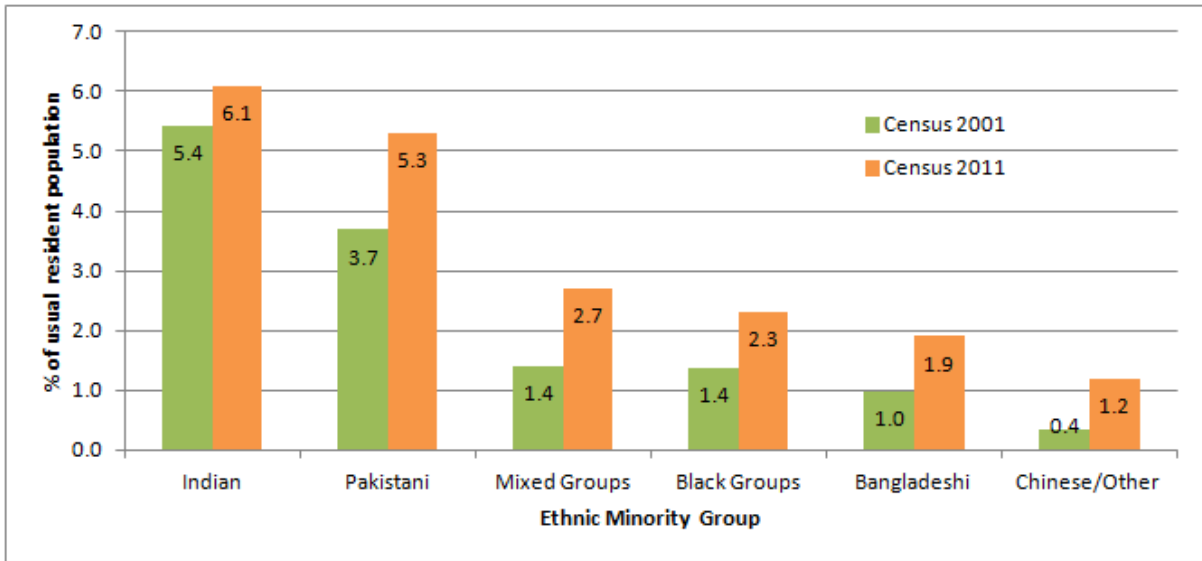


Figure 2 Minority ethnic group trends in Walsall 2001-2011 (Source: ONS)

The number of births in Walsall has also grown from 3,417 in 2004 to a peak of 3,816 in 2012. The growth declined in 2013 to 3,715, and increased in 2014 on par with 2011 figures to 3,748 – this is an increase of 8.8% during the 10 year period (see figure 3 below). This increase will have an effect on the usage of local health and council services including children centres and primary schools.

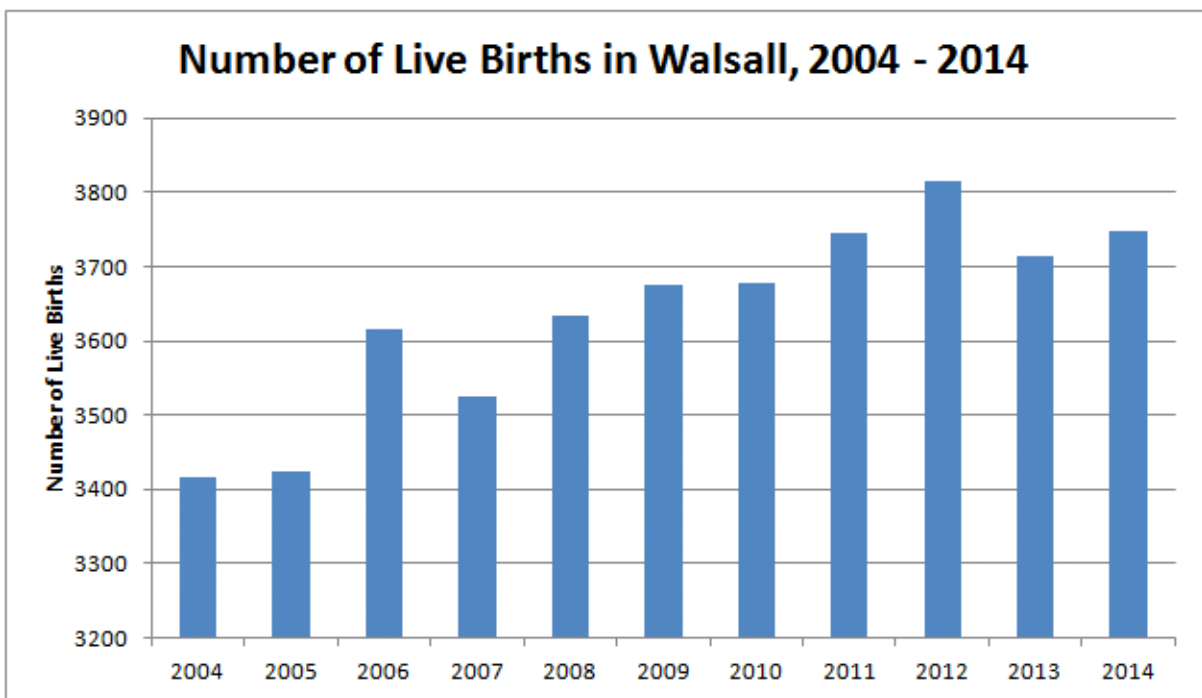


Figure 3 the Number of Live Births in Walsall 1995-2012 (Source: ONS)

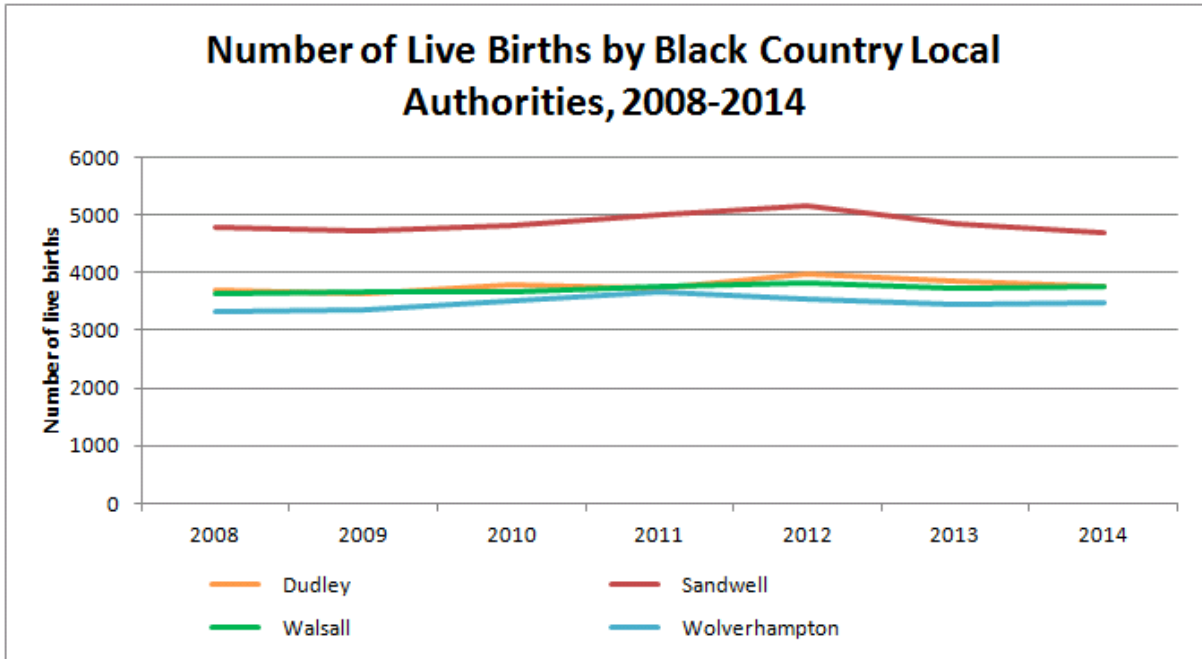


Figure 4 Live Births Benchmarking 2008-2014 (source: ONS)

Last Updated: 23rd March 2016